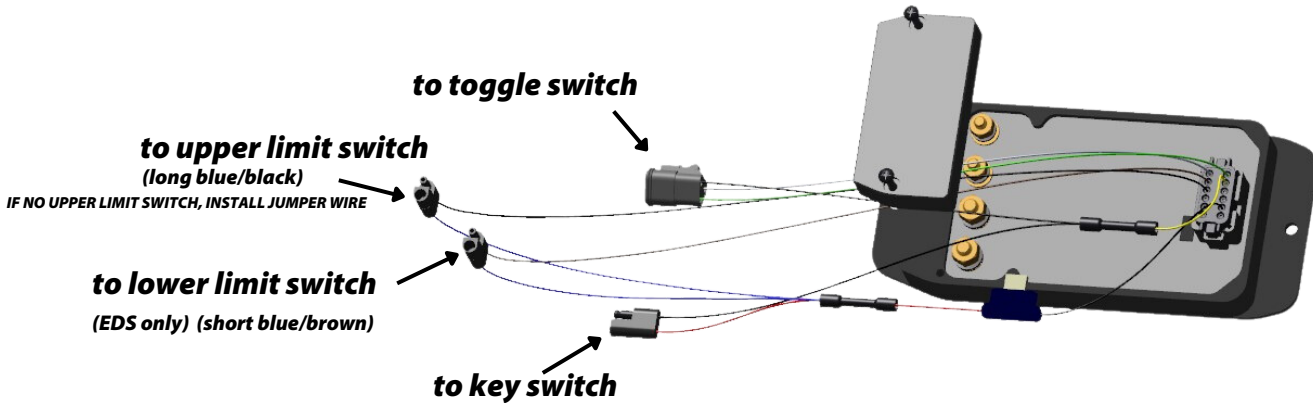





ShoreStation®

SK0375

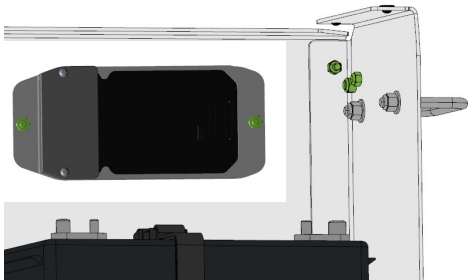
RELAY WIRELESS W/LIMIT W/HARNESS



New relays replaced in older pump boxes will have to drill access holes in the back of box for new mounting style.



New relay should be mounted horizontally inside of box as shown. Fasteners provided.



WIRING LEADS



New relays mounted into old winch cases should be mounted as noted below. Installer will need self tapping screws (provided).



MIDWEST IND.

ShoreLandr® | ShoreStation® | ByronSELECT™

www.shorestation.com