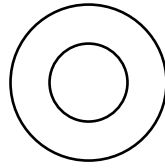
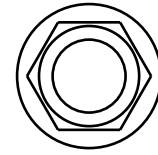


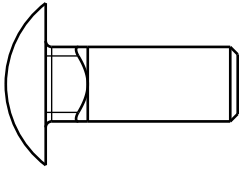
HH 3/8-16 X 3/4 CS



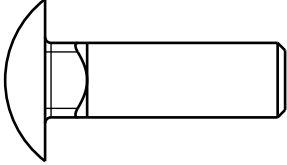
WASHER USS FLAT 3/8




HEX LOCKNUT FLANGE 3/8-16



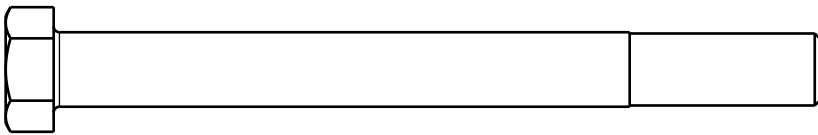
CARR 3/8-16 X 1 CS



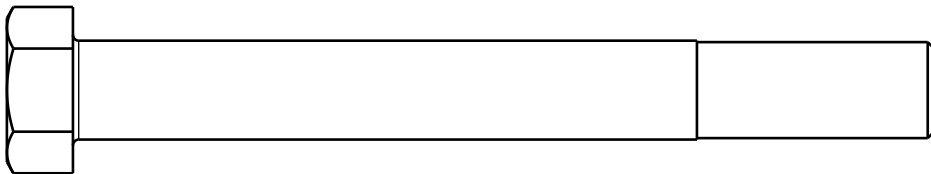
CARR 3/8-16 X 1 1/4 SS



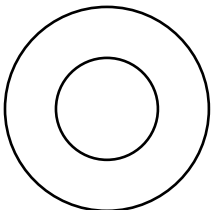
HH 3/8-16 X 3 3/4 CS



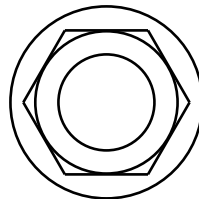
HH 3/8-16 X 4 CS



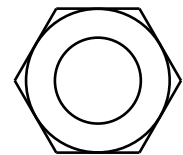
HH 1/2-13 X 4 1/2 CS



WASHER USS FLAT 1/2



HEX LOCKNUT FLANGE 1/2-13



HEX NUT 1/2-13 BRASS